

Webquest: Components and Online Tools

Webquest

Webquest: An inquiry-oriented lesson format in which most or all the information that learners work with comes from the web. The model was developed by Bernie Dodge at San Diego State University in 1995. A fully searchable index of webquests is available at <http://webquest.org/search/>

Webquest typically have seven parts:

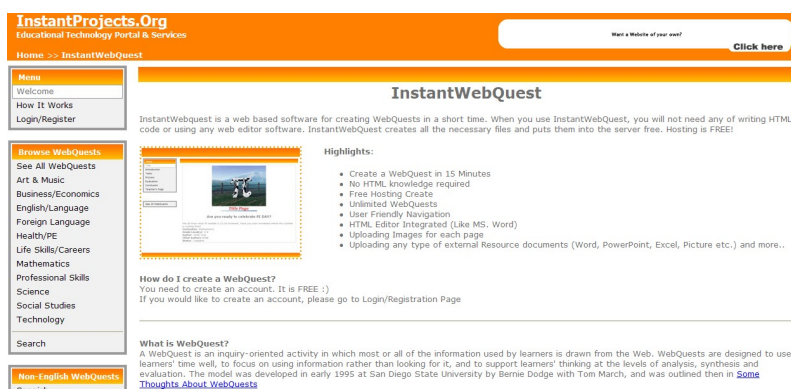
1. Title
2. Introduction
3. Tasks
4. Process
5. Evaluation
6. Conclusion
7. For Teachers

Though Word and PowerPoint are typical programs you can use to create webquests, this manual will show you some of the features of InstantWebQuest.




InstantWebQuest

InstantWebQuest is a site designed to help you create a webquest right online. The site provides tools and examples to inspire you as well as enable easy content creation.



Registration: Nothing to Fear

This site only asks for a username and password. They claim not to collect data and will host your webquest for free as well as give you the tools to create one. They allow you to upload three files (if you decide to use Word or migrate from it if you are in the middle of putting a webquest together in another application).

 **User Registration Page**

If you are a new user, please enter your information below to create your account.

Note: Please make sure to enter your correct email address.
The system will send your username & password to the email address you enter.


[BACK](#)

| | |
|-------------------------|--------------------------|
| Name | <input type="text"/> |
| Email | <input type="text"/> |
| Username | <input type="text"/> |
| Password | <input type="password"/> |
| Confirm Password | <input type="password"/> |

[Create My Account](#)

Login

Once you complete the registration, login.

[LOG IN](#)  **USER LOGIN PAGE**

If you already have an account, please enter your username & password to edit your WebQuest.

If you are a new user, please [Register](#) first.

If you forgot password, go to [Forget Password](#) page.

Registration Successful,
Please login below using your new Username & Password

User Name

Password

☐ Remember me

[Login](#)

[BACK](#)

Start Page

Once you login you will come to the Title Page where you can start writing your webquest.

The menu on the left allows you to look at each page of the webquest.

The "Edit This Page" button will allow you to write up your title page. You will see this button available on each page in the webquest: Title, Introduction,

WebQuest

- Title
- Introduction
- Tasks
- Process
- Evaluation
- Conclusion
- For Teachers

cPanel Control Panel
Use Feature-Rich cPanel and WHM To Make Web Hosting Admin Easy!
[www.cPanel.net](#)

Title Page

Curriculum:
Grade Level(s):
Language: English
Author: Drew Giorgi
Other Author(s):
Last Updated: 07/13/2007
Status: Incomplete
WebQuest Public Access URL: <http://instantprojects.org/webquest/webquest.php?AuthorID=9917>

 [Edit This Page](#)

Title Page

This form allows you to fill out an overview of your webquest.


Once you have done this you can focus on the different pages of your webquest:

1. Title
2. Introduction
3. Tasks
4. Process
5. Evaluation
6. Conclusion
7. For Teachers

Title Page

BACK

Please fill out the following form to create your title page...

**Top Page Picture**
☒ Keep ☐ Remove ☐ Replace
 Browse...

WebQuest Title

Description

Curriculum
☐ Art / Music
☐ Business / Economics
☐ English / Language Arts
☐ Foreign Language
☐ Health / PE
☐ Life Skills / Careers
☐ Math
☐ Professional Skills
☐ Science
☐ Social Studies
☒ Technology

Grade Levels
☐ K-2
☐ 3-5
☐ 6-8
☐ 9-12
☒ College / Adult

Language

Author ID

Other Authors

EDIT

Content Creation tool on each page

Each page will guide you through the creation of your webquest, providing instructions and links to samples.


Each page in the webquest allows you to create content in a fairly robust word processor-like application.

Options include:

1. Create tables
2. Format Text

Evaluation

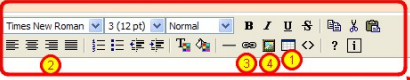
BACK

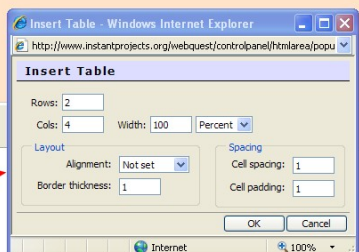
**Top Page Picture**
 Browse...

EVALUATION: This section describes the evaluation criteria needed to meet performance and content standards. Describe to the learners how their performance will be evaluated. The assessment rubric(s) should align with the culminating project or performance. Specify whether there will be a common grade for group work vs. individual grades.

Rubric Examples:

- [Family of Nations](#) (Literacy & Hist./ Soc. Sci. 1-3)
- [The Ocean's in Trouble](#) (Science 4-5)
- [Biotech, Inc.](#) (Biology 9-10)





3. Add Links

4. Pictures

Note: There is a save button on the bottom and the "Back" button (circled) will allow you to return to the previous page.

Teacher Page

Like the Introduction Page, the Teacher Page is different in that it wants to make sure you fill out the necessary fields:

Introduction:

Learners:

Standards:

Process:

Resources:

Evaluation:

Conclusion:

Credits:

Create your own

Using either an MSOffice application or InstantWebQuest, gather your information and produce a webquest for your students. For inspiration try searching <http://webquest.org/search/>

Search for WebQuests

Free Text Search



Since 1996, San Diego State University has maintained a database of example WebQuests. This database is kept up to date and weeded out when a link goes bad (as volunteer time permits). As of this writing, the database contains over 2500 WebQuests. You can search for any string of characters in the Title, Description, Author name or URL.

Search the SDSU Database for language WebQuests with ...

in the .

If you type two words in, they'll be treated as a phrase **so in general type in only one word** as a search term unless it's a phrase like *New England*.